

8380

SINGLE OR DOUBLE, SWINGING OR SLIDING, EXTERIOR OR INTERIOR GATES

FEATURES

- Stainless steel housing
- 6-1/2 foot wire cable
- Threaded conduit fitting (1/2" I.D. - 3/4" O.D.)
- Low energy consumption
- 12/24VDC – field selectable
- Through-bolt mounting
- MOV surge protection
- Hardened steel armature nut
- Face or side mounting
- No residual magnetism

Gatekeeper™

With its rugged, stainless-steel housing, the weather-resistant Gatekeeper™ is the ideal solution for perimeter security and internal gates. The optional Remote Lock Status (RLS) indicates whether the magnet is locked or unlocked, so you can easily monitor access from a remote location.

Gatekeeper™ features include a built-in conduit fitting and an extra-long wire cable allowing easy access to an electrical box.

HIGHLIGHTS

- WEATHER-RESISTANT
- UP TO 1500 LBS. HOLDING FORCE
- DUAL VOLTAGE
- 10-YEAR LIMITED WARRANTY

APPLICATIONS

EXTERIOR OR INTERIOR

- Single sliding gates (use post bracket)
- Double sliding gates (use post bracket)
- Single swinging gates (use Z bracket)
- Double swinging gates (use Z bracket)

USAGE

- Parking Garages
- Detention Centers
- Tool Cages • Fences • Wholesale Warehouses

OPTIONAL MOUNTING ACCESSORIES

- Z-Bracket • Post Bracket

OPTIONS

RLS Remote Lock Status



NOTE: Specifications are subject to change without notice.

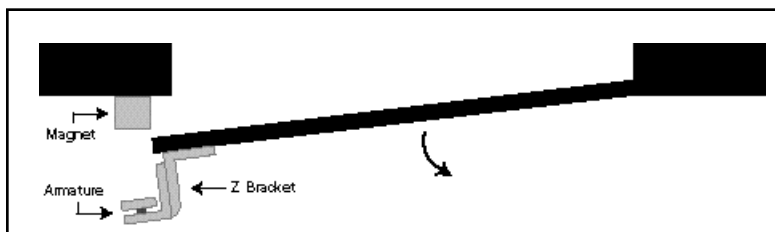
SPECIFICATIONS	8380
HOUSING DIMENSIONS	1 3/4" D x 2 1/2" W x 8 7/8" L
ARMATURE PLATE DIMENSIONS	5/8" D x 2 3/8" W x 7 7/16" L
VOLTAGE	Field selectable 12/24 VDC Tolerance ±10%
POWER/CURRENT REQUIREMENTS	Max 0.48A at 12VDC Max 0.24A at 24VDC
HOLDING FORCE	Up to 1500 lbs.
OUTPUT CONTACTS	Optional Remote Lock Status (RLS) reed contacts are rated at Max 0.2 amps @ 24 VDC
WIRING REQUIREMENTS	2 wires – power input 3 wires – contact output
OPERATING TEMPERATURE	-10 to 60° C -14 to 140° F
CERTIFICATION	Pending

NOTE: RCI recommends frame reinforcement and our 10 Series filtered, regulated DC power supplies.

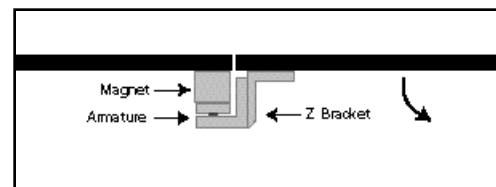
FUNCTION DESCRIPTIONS

REMOTE LOCK STATUS OUTPUT (RLS)

A FORM C reed switch output offers remote lock status indication.



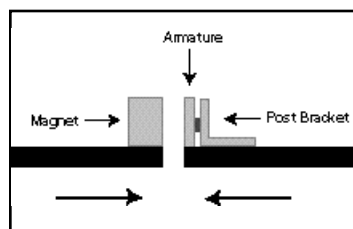
SINGLE SWING GATE INSTALLATION



DOUBLE SWING GATE INSTALLATION



RUTHERFORD CONTROLS OFFERS A COMPLETE LINE OF POWER SUPPLIES, SWITCHES, KEYPADS, CARD READERS, ELECTRIC STRIKES AND ELECTROMAGNETIC LOCKS FOR INTERIOR OR EXTERIOR USE.



SLIDING GATE INSTALLATION